



2008-09  
OPPONENTS

# 2008-09 Non-Conference Opponents

## ALBANY

Friday, November 14 / Berkeley, CA / 1:00 p.m.

### General Information

Location: Albany, NY  
 Enrollment: 12,748  
 Nickname: Great Danes  
 Colors: Purple and Gold  
 Conference: America East  
 Home Court (cap.): SEFCU Arena (4,538)  
 Press Row Phone: (518) 442-2566  
 Athletic Director: Lee McElroy



### Coaching Staff

Head Coach: Trina Patterson (Virginia, 1987)  
 Record at Albany (years): 65-109 (6)  
 Career Record (years): 156-257 (15)  
 Record vs. Cal: 0-0  
 Office Phone: (518) 442-3062  
 Assistant Coaches: Melissa Patterson,  
 Vonn Read, Danielle Hutcheson



Trina Patterson

### Team Information

2007-08 Overall Record: 13-18  
 2007-08 Conference Record/Place: 10-6/4th  
 Postseason: None  
 Last NCAA Appearance: 1992 (Division III)  
 Letterwinners Returning/Lost: 8/7  
 Roster Breakdown (Sr/Jr/So/Fr): 2/3/2/6  
 Starters Returning: 2  
 Britney McGee, Jr., 5-8, G, 9.1 ppg, 3.3 rpg  
 Charity Iromuanya, Jr., 5-8, G, 6.7 ppg, 2.9 rpg



Britney McGee

### Media Information

SID Contact: Matt Chmura  
 Office Phone: (518) 442-3359  
 Cell Phone: (518) 708-3092  
 Office Fax: (518) 442-3139  
 Email: mchumura@uamail.albany.edu  
 Athletics Web Site: www.ualbanysports.com  
 Radio Station: N/A  
 Series Record: First Meeting

## NEVADA

Sunday, November 16 / Berkeley, CA / 2:00 p.m.

### General Information

Location: Reno, NV  
 Enrollment: 17,000  
 Nickname: Wolf Pack  
 Colors: Navy, Blue and Silver  
 Conference: Western Athletic  
 Home Court (cap.): Lawlor Events Center (11,636)  
 Press Row Phone: (775) 784-4404



### Coaching Staff

Head Coach: Jane Albright  
 (Appalachian St., 1977)  
 Record at Nevada (years): First Year  
 Career Record (years): 397-311 (24)  
 Record vs. Cal: 0-0  
 Office Phone: (775) 682-6904  
 Assistant Coaches: Ron Stewart,  
 Camille Williams, Kami Malnaa



Jane Albright

### Team Information

2007-08 Overall Record: 18-12  
 2007-08 Conference Record/Place: 9-7/T4th  
 Postseason: None  
 Last NCAA Appearance: None  
 Letterwinners Returning/Lost: 10/6  
 Roster Breakdown (Sr/Jr/So/Fr): 4/2/6/3  
 Starters Returning: 4  
 Dellena Criner, Sr., 5-7, G, 16.1 ppg, 3.5 rpg  
 Brandi Fitzgerald, Sr., 5-10, G, 8.9 ppg, 5.0 rpg  
 Cherlanda Franklin, Sr., 5-10, F, 7.0 ppg, 5.2 rpg  
 Marianne Lombardi, Jr., 6-1, F, 3.9 ppg, 3.1 rpg



Dellena Criner

### Media Information

SID Contact: Kristen Saibini  
 Office Phone: (775) 682-6985  
 Cell Phone: (775) 303-2518  
 Office Fax: (775) 784-4386  
 Email: ksaibini@unr.edu  
 Athletics Web Site: www.nevadawolfpack.com  
 Radio Station: ESPN Radio AM 630  
 Series Record/Streak: Cal leads, 7-3/4, Cal  
 Last Meeting: Cal def. Nevada, 62-51, 12/19/03 in Berkeley

## RUTGERS

Friday, November 21 / Berkeley, CA / 8:00 p.m.  
 CSN California

### General Information

Location: New Brunswick, NJ  
 Enrollment: 37,204  
 Nickname: Scarlet Knights  
 Color: Scarlet  
 Conference: Big East  
 Home Court (cap.): Louis Brown Athletic Center (8,000)  
 Press Row Phone: (732) 445-4200  
 Athletic Director: Robert E. Mulcahy III



### Coaching Staff

Head Coach: C. Vivian Stringer (Slippery Rock, 1971)  
 Record at Rutgers (years): 284-132 (13)  
 Career Record (years): 804-267 (37)  
 Record vs. Cal: 3-0  
 Office Phone: (732) 445-7251  
 Associate Head Coach: Carlene Mitchell  
 Assistant Coaches: Tasha Pointer,  
 Clarissa Davis-Wrightsil



C. Vivian Stringer

### Team Information

2007-08 Overall Record: 27-7  
 2007-08 Conference Record/Place: 14-2/2nd  
 Postseason: NCAA Regional Final  
 Last NCAA Appearance: 2008  
 Letterwinners Returning/Lost: 7/3  
 Roster Breakdown (Sr/Jr/So/Fr): 2/4/1/6  
 Starters Returning: 3  
 Epiphanny Prince, Jr., 5-9, G, 13.8 ppg, 5.2 rpg  
 Kia Vaughn, Sr., 6-4, C, 10.0 ppg, 8.3 rpg  
 Heather Zurich, Sr., 6-1, G, 4.6 ppg, 2.7 rpg



Kia Vaughn

### Media Information

SID Contact: Stacey Brann  
 Office Phone: (732) 445-7886  
 Cell Phone: (732) 921-6746  
 Office Fax: (732) 445-3063  
 Email: sbrann@scarletknights.com  
 Athletics Web Site: www.scarletknights.com  
 Radio Station: WCTC 1450 AM  
 Series Record: Rutgers leads, 3-0  
 Last Meeting: Rutgers def. Cal, 56-51, 12/10/07 in New Brunswick

# 2008-09 Non-Conference Opponents

## SOUTH FLORIDA

Thursday, November 27 / St. Thomas, U.S. Virgin Islands  
9:30 p.m. AT / Paradise Jam

### General Information

Location: Tampa, FL  
Enrollment: 43,885  
Nickname: Bulls  
Colors: Green and Gold  
Conference: Big East  
Home Court (cap.): Sun Dome (10,411)  
Press Row Phone: (813) 974-3287  
Athletic Director: Doug Woolard



### Coaching Staff

Head Coach: Jose Fernandez (Florida Int'l, 1994)  
Record at South Florida (years): 116-123 (8)  
Career Record (years): 116-123 (8)  
Record vs. Cal: 0-0  
Office Phone: (813) 974-7472  
Associate Head Coach: Jeff Osterman  
Assistant Coaches: Michele Woods-Baxter,  
Andrea Williams



Jose Fernandez

### Team Information

2007-08 Overall Record: 16-16  
2007-08 Conference Record/Place: 5-11/11th  
Postseason: WNIT First Round  
Last NCAA Appearance: 2006  
Letterwinners Returning/Lost: 7/5  
Roster Breakdown (Sr/Jr/So/Fr): 5/5/0/2  
Starters Returning: 2  
Shantia Grace, Sr., 5-6, G, 19.1 ppg, 3.0 rpg  
Jazmine Sepulveda, Sr., 5-9, G, 10.5 ppg, 4.8 rpg



Shantia Grace

### Media Information

SID Contact: Michael Hogan  
Office Phone: (813) 974-4092  
Cell Phone: (813) 469-0616  
Office Fax: (813) 974-5328  
Email: mhogan@admin.usf.edu  
Athletics Web Site: www.gousfbulls.com  
Radio Station: WQYK 1010 AM  
Series Record: First Meeting

## TEXAS TECH

Friday, November 28 / St. Thomas, U.S. Virgin Islands  
9:30 p.m. AT / Paradise Jam

### General Information

Location: Lubbock, TX  
Enrollment: 29,000  
Nickname: Lady Raiders  
Colors: Scarlet and Black  
Conference: Big 12  
Home Court (cap.): United Spirit Arena (15,050)  
Press Row Phone: (806) 742-6688  
Athletic Director: Gerald Myers



### Coaching Staff

Head Coach: Kristy Curry, (NE Louisiana, 1988)  
Record at Texas Tech (years): 32-32 (2)  
Career Record (years): 211-83 (9)  
Record vs. Cal: 0-0  
Office Phone: (806) 742-7700  
Associate Coach: Bill Brock  
Assistant Coaches: Kelly Curry, Shereka Wright



Kristy Curry

### Team Information

2007-08 Overall Record: 17-16  
2007-08 Conference Record/Place: 4-12/T10th  
Postseason: WNIT  
Last NCAA Appearance: 2005  
Letterwinners Returning/Lost: 8/4  
Roster Breakdown (Sr/Jr/So/Fr): 5/4/1/3  
Starters Returning: 4  
Dominic Seals, Sr., 6-2, F, 13.9 ppg, 8.3 rpg  
Jordan Murphree, Jr., 6-0, G, 9.8 ppg, 3.8 rpg  
Maria Moore, Sr., 5-5, G, 7.2 ppg, 2.7 rpg  
Keisha Walker, Sr., 5-9, G, 5.6 ppg, 2.3 rpg



Dominic Seals

### Media Information

SID Contact: Tammi Hoffman  
Office Phone: (806) 742-2770  
Cell Phone: (806) 787-5662  
Office Fax: (806) 742-1970  
Email: tammi.hoffman@ttu.edu  
Athletics Web Site: www.texastech.com  
Radio Station: Texas Tech Sports Network  
Series Record/Streak: Tied, 1-1/Texas Tech, 1  
Last Meeting: Texas Tech def. Cal, 76-69, 12/1/03 in Lubbock

## IOWA

Saturday, November 29 / St. Thomas, U.S. Virgin Islands  
9:30 p.m. AT / Paradise Jam

### General Information

Location: Iowa City, IA  
Enrollment: 30,561  
Nickname: Hawkeyes  
Colors: Black and Gold  
Conference: Big Ten  
Home Court (cap.): Carver-Hawkeye Arena (15,500)  
Press Row Phone: (319) 335-7284  
Athletic Director: Gary Barta



### Coaching Staff

Head Coach: Lisa Bluder (Northern Iowa, 1983)  
Record at Iowa (years): 148-98 (8)  
Career Record (years): 504-240 (24)  
Record vs. Cal: 0-0  
Office Phone: (319) 335-9258  
Associate Head Coach: Jan Jensen  
Assistant Coaches: Jenni Fitzgerald,  
Shannon Gage



Lisa Bluder

### Team Information

2007-08 Overall Record: 21-11  
2007-08 Conference Record/Place: 13-5/T1st  
Postseason: NCAA First Round  
Last NCAA Appearance: 2008  
Letterwinners Returning/Lost: 8/5  
Roster Breakdown (Sr/Jr/So/Fr): 5/1/2/4  
Starters Returning: 2  
Kristi Smith, Sr., 5-6, G, 13.3 ppg, 2.2 rpg  
Wendy Ausdemore, Sr., 6-2, F, 11.6 ppg, 3.7 rpg



Kristi Smith

### Media Information

SID Contact: Matthew Weitzel  
Office Phone: (319) 335-9411  
Office Fax: (319) 335-9417  
Email: matthew-weitzel@hawkeyesports.com  
Athletics Web Site: www.hawkeyesports.com  
Radio Stations: WHO 1040 AM, KXIC 800 AM, WMT 600 AM  
Series Record: Cal leads, 1-0  
Last Meeting: Cal def. Iowa, 89-66, 12/9/82 in Tempe, AZ

# 2008-09 Non-Conference Opponents - 2008 Collier's International Classic

## PRINCETON

Saturday, December 6 / Berkeley, CA  
1:30 p.m. / Collier's International Classic

### General Information

Location: Princeton, NJ  
Enrollment: 4,600  
Nickname: Tigers  
Colors: Orange and Black  
Conference: Ivy League  
Home Court (cap.): Jadwin Gym (6,854)  
Press Row Phone: (609) 258-2130  
Athletic Director: Gary D. Walters



### Coaching Staff

Head Coach: Courtney Banghart (Dartmouth, 2000)  
Record at Princeton (years): 7-23 (1)  
Career Record (years): 7-23 (1)  
Record vs. Cal: 0-1  
Office Phone: (609) 285-2721  
Assistant Coaches: Melanie Moore,  
Milena Flores



Courtney Banghart

### Team Information

2007-08 Overall Record: 7-23  
2007-08 Conference Record/Place: 4-10/T6th  
Postseason: None  
Last NCAA Appearance: None  
Letterwinners Returning/Lost: 9/4  
Roster Breakdown (Sr/Jr/So/Fr): 4/2/3/5  
Starters Returning: 3  
Jessica Berry, Sr., 5-7, G, 7.1 ppg, 1.8 rpg  
Whitney Downs, Sr., 5-11, G/F, 6.0 ppg, 3.0 rpg  
Caitlin O'Neill, Sr., 5-9, G, 5.8 ppg, 3.3 rpg



Whitney Downs

### Media Information

SID Contact: Kristy McNeil  
Office Phone: (609) 258-5655  
Cell Phone: (585) 259-3355  
Office Fax: (609) 258-2399  
Email: mcneil@princeton.edu  
Athletics Web Site: www.goprincetontigers.com  
Radio Station: Web Only  
Series Record: Cal leads, 1-0  
Last Year's Meeting: Cal def. Princeton, 68-42, 12/8/07 in Princeton

## TCU

Sunday, December 7 / Berkeley, CA  
5:00 p.m. / Collier's International Classic (possible opponent)

### General Information

Location: Fort Worth, TX  
Enrollment: 8,865  
Nickname: Lady Frogs  
Colors: Purple and White  
Conference: Mountain West  
Home Court (cap.): Daniel-Meyer Coliseum (7,201)  
Press Row Phone: (817) 257-7337  
Athletic Director: Dr. Daniel B. Morrison, Jr.



### Coaching Staff

Head Coach: Jeff Mittie (Missouri Western, 1989)  
Record at TCU (years): 196-95 (9)  
Career Record (years): 347-154 (16)  
Record vs. Cal: 1-1  
Office Phone: (817) 257-7962  
Associate Head Coach: Brian Ostermann  
Assistant Coaches: Tonya Benton, Tricia Payne



Jeff Mittie

### Team Information

2007-08 Overall Record: 23-12  
2007-08 Conference Record/Place: 13-3/2nd  
Postseason: WNIT Third Round  
Last NCAA Appearance: 2007  
Letterwinners Returning/Lost: 5/6  
Roster Breakdown (Sr/Jr/So/Fr): 1/4/4/3  
Starters Returning: 2  
Helena Sverrisdottir, So., 6-2, F, 9.3 ppg, 5.7 rpg  
Micah Garoutte, So., 6-2, F, 3.6 ppg, 2.3 rpg



Helena Sverrisdottir

### Media Information

SID Contact: Andy Anderson  
Office Phone: (817) 257-7969  
Cell Phone: (817) 343-6465  
Office Fax: (817) 257-7964  
Email: a.anderson2@tcu.edu  
Athletics Web Site: www.gofrogs.com  
Radio Station: KTCU 88.7 FM  
Series Record/Streak: Cal leads 2-1/1, Cal  
Last Meeting: Cal def. TCU, 74-55, 11/23/07 in Fort Worth

## SAINT LOUIS

Sunday, December 7 / Berkeley, CA  
5:00 p.m. / Collier's International Classic (possible opponent)


### General Information

Location: St. Louis, MO  
Enrollment: 12,309  
Nickname: Billikens  
Colors: Royal Blue and White  
Conference: Atlantic 10  
Home Court (cap.): Chaifetz Arena (10,600)  
Press Row Phone: (314) 977-5212  
Athletic Director: Chris May



### Coaching Staff

Head Coach: Shimmy Gray-Miller (Michigan, 1994)  
Record at SLU (years): 30-57 (4)  
Career Record (years): 30-57 (4)  
Record vs. Cal: 0-0  
Office Phone: (314) 977-5076  
Assistant Coaches: Tony Francis,  
Stephanie Rich, Honey Brown



Shimmy Gray-Miller

### Team Information

2007-08 Overall Record: 10-20  
2007-08 Conference Record/Place: 5-9/T10th  
Postseason: None  
Last NCAA Appearance: None  
Letterwinners Returning/Lost: 6/5  
Roster Breakdown (Sr/Jr/So/Fr): 2/4/2/6  
Starters Returning: 4  
Theresa Lisch, Jr., 5-9, G, 16.8 ppg, 5.0 rpg  
Katie Paganelli, Jr., 5-9, G, 12.0 ppg, 3.3 rpg  
Amanda Kemezys, Jr., 6-4, C, 10.6 ppg, 7.6 rpg  
Lauren Woods, So., 6-0, F, 5.9 ppg, 1.7 rpg



Theresa Lisch

### Media Information

SID Contact: Mickey Smith  
Office Phone: (314) 977-3463  
Cell Phone: (314) 610-8496  
Office Fax: (314) 977-3178  
Email: msmit145@slu.edu  
Athletics Web Site: www.slubillikens.com  
Radio Station: KTRS 550 AM, KMOX 1120 AM  
Series Record: First Meeting

## Collier's International Classic

### SATURDAY, DECEMBER 6

California vs. Princeton, 1:30 p.m.  
TCU vs. Saint Louis, 4:00 p.m.

### SUNDAY, DECEMBER 7

Princeton vs. TCU or Saint Louis, 2:00 p.m.  
California vs. TCU or Saint Louis, 5:00 p.m.

Note: From 1978-91, the tournament was called the Golden Bear Classic.  
From 1991-03, the name was changed to the Oakland Tribune Classic.  
From 2004-07, it was called the Contra Costa Times Classic.  
This is the first year of the Collier's International Classic.

### Cal Tournament Records

#### Individual

Points	38	Cindy Stumpf (Weber State) vs. Colorado State, 12/5/80
FG Made	15	Susan Robinson (Penn State) vs. California, 12/21/90
Rebounds	23	Margie Neilsen (Washington) vs. California, 1/28/78
Assists	15	Tamika Brooks (Michigan State) vs. California, 12/21/96
Blocks	7	Charlotte Lusschen (California) vs. UNLV, 12/1/84
Steals	8	Courtney Johnson (California) vs. CS Northridge, 12/2/00

#### Team

Most Points	105	California vs. Appalachian State (69), 12/20/91
Fewest Points	28	Central Conn. State vs. UNLV (83), 12/2/01
FG Made	45	California vs. Cal State Fullerton, 12/20/93
Rebounds	71	Pepperdine vs. Cal State Los Angeles, 12/5/80
Assists	33	California vs. Oral Roberts, 11/30/84
Blocks	14	Georgia vs. California, 12/2/01
Steals	23	Texas A&M vs. Oral Roberts, 12/1/84
Largest Margin of Victory	55	UNLV (83) vs. Central Conn. State (28), 12/2/01
	55	Washington (92) vs. Southern Oregon State (37), 1/27/78
Highest Combined Score	187	Cal State Fullerton (101) vs. Montana State (86), 12/4/81
Lowest Combined Score	75	California (40) vs. Pittsburgh (35), 12/20/98

### Cal Tournament Most Valuable Players

1979	Kim Maddox (Long Beach State)
1980	Carol Menken (Oregon State)
1981	Lisa Van Goor (Colorado)
1982	Bettye Fiscus (Arkansas)
1983	Karen Smith (California)
1984	Misty Thomas (UNLV)
1985	Cyn Stehouwer (California)
1986	Jennifer Bennett (California)
1987	Amanda Ray (California)
1988	Jab Johnson (Northeast Louisiana)
1989	Joy Boyenga (USF)
1990	Susan Robinson (Penn State)
1991	Trisha Stafford (California)
1992	Milica Vukadinovic (California)
1993	Ingrid Dixon (California)
1994	Eliza Sokolowska (California)
1995	Patrycja Czepiec (California)
1996	Paula Sanders (Michigan State)
1997	Larecha Jones (Ohio State)
1998	Paige Bowie (California)
1999	Tonya Washington (Florida)
2000	Gergana Slavtcheva (Florida Int.)
2001	Kara Braxton (Georgia)
2002	Sabrina Scott (Colorado)
2003	Nihan Anaz (California)
2004	Jessica Lawson (California)
2005	Devanei Hampton (California)
2006	Ashley Walker (California)
2007	Rama N'diaye (California)

### January 27-28, 1978

#### First Round

Washington 92, Southern Oregon State 37  
California 72, Simon Fraser 63

#### Second Round

Washington 69, Sacramento State 60

#### Consolation

Simon Fraser 96, Southern Oregon State 44  
Simon Fraser 74, Sacramento State 61

#### Championship

Washington 81, California 60

### December 14-16, 1978

#### First Round

Washington 76, Pacific 56  
San Diego State 74, California 69 (OT)

#### Second Round

Long Beach State 79, Washington 72  
San Diego State 52, Texas Tech 50

#### Consolation

California 76, Pacific 44

#### Third Place

Texas Tech 92, Washington 65

#### Championship

Long Beach State 74, San Diego State 50

### Nov. 29 - Dec. 1, 1979

#### First Round

Long Beach State 101, Montana State 66  
Nebraska 71, Arizona State 69  
New Mexico 69, California 57  
Pepperdine 74, Oregon State 59

#### Second Round

Long Beach State 67, Nebraska 54  
Pepperdine 80, New Mexico 72

#### Consolation

Arizona State 82, Montana State 70  
California 74, Oregon State 60

#### Seventh Place

Oregon State 86, Montana State 72

#### Fifth Place

California 79, Arizona State 67

#### Third Place

New Mexico 74, Nebraska 56

#### Championship

Long Beach State 93, Pepperdine 55

### December 4-6, 1980

#### First Round

Oregon State 96, Colorado State 71  
Nebraska 96, Weber State 92  
New Mexico 72, Cal State Los Angeles 62  
California 92, Pepperdine 81

#### Second Round

Oregon State 84, Nebraska 71  
California 98, New Mexico 59

#### Consolation

Weber State 88, Colorado State 64  
Pepperdine 96, Cal State Los Angeles 58

#### Seventh Place

Colorado State 93, Cal State Los Angeles 71

#### Fifth Place

Pepperdine 94, Weber State 82

#### Third Place

Nebraska 88, New Mexico 63

#### Championship

Oregon State 82, California 78

### December 3-5, 1981

#### First Round

Oregon 89, UC Irvine 57  
Arizona State 94, Colorado State 80  
Colorado 89, Cal State Fullerton 77  
California 98, Montana State 69

#### Second Round

Oregon 70, Arizona State 80  
Colorado 67, California 56

#### Consolation

Colorado State 77, UC Irvine 68  
Cal State Fullerton 101, Montana State 86

#### Seventh Place

Montana State 79, UC Irvine 73

#### Fifth Place

Cal State Fullerton 70, Colorado State 59

# CAL TOURNAMENT HISTORY

## Third Place

Arizona State 84, California 68

## Championship

Colorado 69, Oregon 68

## December 2-3, 1983

### First Round

Oral Roberts 84, New Mexico 70  
California 93, Colorado State 83

### Consolation

New Mexico 95, Colorado State 64

### Championship

California 64, Oral Roberts 61

## Nov. 30 - Dec. 1, 1984

### First Round

UNLV 58, Texas A&M 51  
California 86, Oral Roberts 66

### Consolation

Texas A&M 87, Oral Roberts 48

### Championship

UNLV 74, California 70

## December 6-7, 1985

### First Round

Cal State Fullerton 74, Utah State 60  
California 76, Western Washington 63

### Consolation

Western Washington 87, Utah State 62

### Championship

California 75, Cal State Fullerton 51

## December 20-21, 1986

### First Round

Rice 72, Dayton 63  
California 87, Boston College 62

### Consolation

Boston College 61, Dayton 59

### Championship

California 92, Rice 65

## December 18-19, 1987

### First Round

Cal Poly-Pomona 74, Colorado 68  
California 98, Santa Clara 80

### Consolation

Colorado 60, Santa Clara 49

## Championship

California 74, Cal Poly-Pomona 66

## December 20-21, 1988

### First Round

California 64, Michigan State 54  
Northeast Louisiana 62, Texas Tech 60

### Consolation

Texas Tech 78, Michigan State 64

### Championship

Northeast Louisiana 79, Cal 76

## December 21-22, 1989

### First Round

California 94, TCU 55  
San Francisco 70, Montana 61

### Consolation

Montana 88, TCU 45

### Championship

California 57, San Francisco 53

## December 20-21, 1990

### First Round

Penn State 90, Fresno State 67  
California 90, Clemson 86 (OT)

### Consolation

Clemson 65, Fresno State 43

### Championship

Penn State 91, California 77

## December 20-21, 1991

### First Round

Texas Tech 62, San Francisco 59  
California 105, Appalachian State 59

### Consolation

San Francisco 86, Appalachian State 56

### Championship

California 62, Texas Tech 60

## December 21-22, 1992

### First Round

Florida State 88, Tennessee Tech 72  
California 81, Northwestern 78

### Consolation

Northwestern 72, Tennessee Tech 58

### Championship

California 69, Florida State 50

## December 20-21, 1993

### First Round

Duke 94, Detroit Mercy 82  
California 104, Cal State Fullerton 69

### Consolation

Detroit Mercy 90, Cal State Fullerton 75

### Championship

California 72, Duke 66

## December 16-17, 1994

### First Round

Boise State 57, San Jose State 53  
California 97, Georgia State 79

### Consolation

Georgia State 70, San Jose State 41

### Championship

California 86, Boise State 60

## December 16-17, 1995

### First Round

Southern Mississippi 79, Texas Tech 76  
California 79, Pacific 72

### Consolation

Texas Tech 81, Pacific 61

### Championship

California 89, Southern Mississippi 75

## December 20-21, 1996

### First Round

Michigan State 91, UC Irvine 71  
California 85, Tennessee Tech 67

### Consolation

UC Irvine 78, Tennessee Tech 67

### Championship

Michigan State 93, California 62

## December 19-20, 1997

### First Round

California 70, George Mason 69 (2OT)  
Ohio State 76, Howard 56

### Consolation

George Mason 60, Howard 45

### Championship

Ohio State 85, California 72

## December 20-21, 1998

### First Round

California 40, Pittsburgh 35  
Colorado State 84, Wake Forest 69

### Consolation

Pittsburgh 53, Wake Forest 46

### Championship

California 80, Colorado State 75

## December 18-19, 1999

### First Round

California 66, Illinois-Chicago 44  
Florida 73, Pepperdine 70

### Consolation

Pepperdine 79, Illinois-Chicago 70

### Championship

Florida 85, California 72

## December 2-3, 2000

### First Round

California 75, Cal State Northridge 63  
Florida International 67, Loyola Marymount 63

### Consolation

Loyola Marymount 75, Cal State Northridge 59

### Championship

Florida International 57, California 51

## December 1-2, 2001

### First Round

Georgia 77, UNLV 62  
California 72, Central Connecticut State 38

### Consolation

UNLV 83, Central Connecticut State 28

### Championship

Georgia 54, California 48

## December 7-8, 2002

### First Round

Colorado 74, Evansville 42  
California 82, Pennsylvania 62

### Consolation

Evansville 77, Pennsylvania 75

### Championship

Colorado 66, California 47

## December 6-7, 2003

### First Round

Tulane 62, Wichita State 59  
California 81, Miami (OH) 72

### Consolation

Miami (OH) 82, Wichita State 78

### Championship

California 66, Tulane 61

## December 4-5, 2004

### First Round

Tennessee Tech 63, Pepperdine 48  
California 77, Cal State Northridge 67

### Consolation

Pepperdine 63, Cal State Northridge 42

### Championship

California 65, Tennessee Tech 41

## December 3-4, 2005

### First Round

UNLV 78, Albany 56  
California 71, Columbia 36

### Consolation

Albany 58, Columbia 54

### Championship

California 58, UNLV 50

## December 2-3, 2006

### First Round

Arkansas State 90, San Jose State 71  
California 96, Harvard 54

### Consolation

Harvard 83, San Jose State 62

### Championship

California 81, Arkansas State 62

## Nov. 30 - Dec. 2, 2007\*

### First Round - Day One

California 77, Saint Mary's 61

### First Round - Day Two

Vanderbilt 90, Saint Mary's 69

### Championship Game - Day Three

California 67, Vanderbilt 59

\*only three teams competed in 2007

# 2008-09 Non-Conference Opponents

## SAN JOSE STATE

Friday, December 12 / San Jose, CA  
8:00 p.m. / Basketball By the Bay

### General Information

Location: San Jose, CA  
Enrollment: 31,906  
Nickname: Spartans  
Colors: Gold, White and Blue  
Conference: Western Athletic Conference  
Home Court (cap.): The Event Center (5,000)  
Press Row Phone: (408) 924-6470  
Athletic Director: Thomas Bowen



### Coaching Staff

Head Coach: Pam DeCosta  
(Metro. State College, 1991)  
Record at SJSU (years): 3-28 (1)  
Career Record (years): 48-94 (5)  
Record vs. Cal: 0-0  
Office Phone: (408) 924-1241  
Assistant Coaches: Jodi Greve,  
Brett Studley, John Langston



Pam DeCosta

### Team Information

2007-08 Overall Record: 3-28  
2007-08 Conference Record/Place: 1-15/9th  
Postseason: None  
Last NCAA Appearance: None  
Letterwinners Returning/Lost: 3/7  
Roster Breakdown (Sr/Jr/So/Fr): 1/5/2/7  
Starters Returning: 2  
Natalie White, Sr., 5-9, G, 16.0 ppg, 5.8 rpg  
Sayja Sumler, So., 5-9, G, 6.3 ppg, 3.9 rpg

### Media Information

SID Contact: Amy Villa  
Office Phone: (408) 924-1216  
Cell Phone: (408) 421-8604  
Office Fax: (408) 924-1291  
Email: amy.villa@sjsu.edu  
Athletics Web Site: www.sjsuspartans.com  
Radio Station: N/A  
Series Record/Streak: Cal leads, 22-8/17, Cal  
Last Meeting: Cal def. SJSU, 78-57, 12/8/05 in San Jose

## OKLAHOMA

Saturday, December 13 / San Jose, CA  
6:00 p.m. / Basketball By the Bay

### General Information

Location: Norman, OK  
Enrollment: 29,931  
Nickname: Sooners  
Colors: Crimson and Cream  
Conference: Big 12  
Home Court (cap.): Lloyd Noble Center (12,000)  
Press Row Phone: (405) 325-1024  
Athletic Director: Joe Castiglione



### Coaching Staff

Head Coach: Sherri Coale  
(Oklahoma Christian, 1987)  
Record at Oklahoma (years): 254-127 (12)  
Career Record (years): 254-127 (12)  
Record vs. Cal: 0-0  
Office Phone: (405) 325-8322  
Assistant Coaches: Jan Ross,  
Stacy Hansmeyer, Chad Thrailkill



Sherri Coale

### Team Information

2007-08 Overall Record: 22-9  
2007-08 Conference Record/Place: 11-5/T3rd  
Postseason: NCAA Second Round  
Last NCAA Appearance: 2008  
Letterwinners Returning/Lost: 11/1  
Roster Breakdown (Sr/Jr/So/Fr): 3/4/4/2  
Starters Returning: 4  
Courtney Paris, Sr., 6-3, C, 18.6 ppg, 15.0 rpg  
Danielle Robinson, So., 5-9, G, 12.2 ppg, 2.9 rpg  
Ashley Paris, Sr., 6-3, F/C, 11.3 ppg, 7.9 rpg  
Amanda Thompson, Jr., 6-0, F, 8.9 ppg, 6.5 rpg

### Media Information

SID Contact: Jared Thompson  
Office Phone: (405) 325-8231  
Cell Phone: (405) 834-2984  
Office Fax: (405) 325-7623  
Email: jaredthompson@ou.edu  
Athletics Web Site: www.soonersports.com  
Radio Station: KOKC 1520 AM  
Series Record: Cal leads, 2-0  
Last Meeting: Cal def. OU, 81-66, 11/28/87 in Honolulu, HI

## BAYLOR

Monday, December 22 / Berkeley, CA  
5:00 p.m.

### General Information

Location: Waco, TX  
Enrollment: 14,541  
Nickname: Lady Bears  
Colors: Green and Gold  
Conference: Big 12  
Home Court (cap.): Ferrell Center (10,284)  
Press Row Phone: (254) 710-3955  
Athletic Director: Ian McCaw



### Coaching Staff

Head Coach: Kim Mulkey (LA Tech, 1984)  
Record at Baylor (years): 208-60 (8)  
Career Record (years): 208-60 (8)  
Record vs. Cal: 2-0  
Office Phone: (254) 710-3949  
Associate Head Coach: Richard Barron  
Assistant Coaches: Leon Barmore,  
Damion McKinney



Kim Mulkey

### Team Information

2007-08 Overall Record: 25-7  
2007-08 Conference Record/Place: 12-4/2nd  
Postseason: NCAA Second Round  
Last NCAA Appearance: 2008  
Letterwinners Returning/Lost: 6/4  
Roster Breakdown (Sr/Jr/So/Fr): 3/2/3/5  
Starters Returning: 4  
Rachel Allison, Sr., 6-1, F/C, 12.2 ppg, 8.5 rpg  
Jhasmin Player, Sr., 5-10, G, 12.2 ppg, 6.0 rpg  
Jessica Morrow, Sr., 6-0 G/F, 11.7 ppg, 4.1 rpg  
Danielle Wilson, Jr., 6-3, F/C, 10.4 ppg, 6.8 rpg

### Media Information

SID Contact: Julie Bennett  
Office Phone: (254) 710-2743  
Cell Phone: (254) 709-3955  
Office Fax: (254) 710-1369  
Email: julie\_bennett@baylor.edu  
Athletics Web Site: www.baylorbears.com  
Radio Station: KLRK 92.9 FM  
Series Record/Streak: Baylor leads 2-1/2, Baylor  
Last Meeting: Baylor def. Cal, 69-56, 11/25/07 in Waco

## SAINT MARY'S

Monday, December 29 / Berkeley, CA  
7:00 p.m.

### General Information

Location: Moraga, CA  
Enrollment: 3,916  
Nickname: Gaels  
Colors: Navy, Red and Silver  
Conference: West Coast  
Home Court (cap.): McKeon Pavilion (3,500)  
Press Row Phone: (925) 376-3906  
Athletic Director: Mark Orr



### Coaching Staff

Head Coach: Paul Thomas  
(Wayne State, 1986)  
Record at SMC (years): 29-31 (2)  
Career Record (years): 265-189 (16)  
Record vs. Cal: 0-2  
Office Phone: (925) 631-8546  
Assistant Coaches: Tasha Burnett,  
Jesse Clark, Tracy Johnston



Paul Thomas

### Team Information

2007-08 Overall Record: 15-17  
2007-08 Conference Record/Place: 6-8/5th  
Postseason: None  
Last NCAA Appearance: 2001  
Letterwinners Returning/Lost: 9/5  
Roster Breakdown (Sr/Jr/So/Fr): 2/3/5/6  
Starters Returning: 3  
Jontelle Smith, Sr., 5-5, G, 16.8 ppg, 2.8 rpg  
Louella Tomlinson, So., 6-4, F, 13.0 ppg, 6.3 rpg  
Maija Lahde, Sr., 6-1, F, 11.3 ppg, 6.6 rpg

### Media Information

SID Contact: Mandy Bible  
Office Phone: (925) 631-8562  
Cell Phone: (925) 878-1601  
Office Fax: (925) 631-4405  
Email: abible@stmarys-ca.edu  
Athletics Web Site: www.smcgaels.com  
Radio Station: None  
Series Record/Streak: Cal leads, 12-5/3, Cal  
Last Meeting: Cal def. SMC, 77-61, 11/30/07 in Berkeley

# 2008-09 PAC-10 OPPONENTS

## ARIZONA

Friday, January 2  
Tucson, AZ  
7:00 p.m. MT

Saturday, March 7  
Berkeley, CA  
2:00 p.m.

### General Information

Location: Tucson, AZ  
Enrollment: 35,500  
Nickname: Wildcats  
Colors: Cardinal and Navy  
Conference: Pacific-10  
Home Court (cap.): McKale Center (14,545)  
Press Row Phone: (520) 621-5291  
Athletic Director: Jim Livengood



### Coaching Staff

Head Coach: Niya Butts (Tennessee, 2000)  
Record at UA (years): First Year  
Career Record (years): First Year  
Record vs. Cal: 0-0  
Office Phone: (520) 621-4014  
Assistant Coaches: Sue Darling,  
Brandy Manning, Chance Lindley



Niya Butts

### Team Information

2007-08 Overall Record: 10-20  
2007-08 Conference Record/Place: 4-14/T8th  
Postseason: None  
Last NCAA Appearance: 2005  
Letterwinners Returning/Lost: 5/8  
Roster Breakdown (Sr/Jr/So/Fr): 3/2/3/5  
Starters Returning: 4  
Amina Njonkou, Sr., 6-1, F, 13.1 ppg, 7.4 rpg  
Ify Ibekwe, So., 6-1, F, 10.4 ppg, 8.0 rpg  
Tasha Dickey, So., 5-10, G, 6.9 ppg, 2.0 rpg  
Sarah Hays, Sr., 6-1, F, 3.3 ppg, 3.5 rpg



Amina Njonkou

### Media Information

SID Contact: Eric Montgomery  
Office Phone: (520) 621-4283  
Cell Phone: (520) 954-4098  
Office Fax: (520) 621-2681  
Email: eric.montgomery@arizona.edu  
Athletics Web Site: www.arizonaathletics.com  
Radio Station: KTUC AM 1400  
Series Record/Streak: UA leads, 29-19/5, Cal  
Last Year's Meetings: Cal def. UA, 66-45, 1/19/08 in Tucson;  
Cal def. UA, 66-45, 2/16/08 in Berkeley

## ARIZONA STATE

Sunday, January 4  
Tempe, AZ  
2:00 p.m. MT

Thursday, March 5  
Berkeley, CA  
7:00 p.m.

### General Information

Location: Tempe, AZ  
Enrollment: 63,278  
Nickname: Sun Devils  
Colors: Maroon and Gold  
Conference: Pacific-10  
Home Court (cap.): Wells Fargo Arena (14,141)  
Press Row Phone: (480) 965-7274  
Vice President of University Athletics: Lisa Love



### Coaching Staff

Head Coach: Charlie Turner Thorne (Stanford, 1988)  
Record at Arizona State (years): 225-145 (12)  
Career Record (years): 265-185 (15)  
Record vs. Cal: 16-11  
Office Phone: (480) 965-6086  
Associate Head Coaches: Joseph Anders,  
Meg Sanders  
Assistant Coaches: Laura Hughes



Charli Turner Thorne

### Team Information

2007-08 Overall Record: 22-11  
2007-08 Conference Record/Place: 14-4/3rd  
Postseason: NCAA Second Round  
Last NCAA Appearance: 2008  
Letterwinners Returning/Lost: 10/3  
Roster Breakdown (Sr/Jr/So/Fr): 6/6/2/3  
Starters Returning: 3  
Lauren Lacey, Sr., 6-3, F, 12.6 ppg, 5.7 rpg  
Briann January, Sr., 5-8, G, 11.3 ppg, 3.0 rpg  
Sybil Dotsy, Sr., 6-3, C, 8.2 ppg, 4.0 rpg



Briann January

### Media Information

SID Contact: Steve Rodriguez  
Office Phone: (480) 965-9780  
Cell Phone: (480) 254-2489  
Office Fax: (480) 965-5408  
Email: steve.rodriguez@asu.edu  
Athletics Web Site: www.thesundevils.com  
Radio Station: KDUS 1060 AM  
Series Record/Streak: Tied, 26-26/3, Cal  
Last Year's Meetings: Cal def. ASU, 64-51, 1/17/08 in Tempe;  
Cal def. ASU, 70-60, 1/14/08 in Berkeley;  
Cal def. ASU, 65-61, 3/9/08 in San Jose

## OREGON

Saturday, January 24  
Eugene, OR  
2:00 p.m.

Thursday, February 19  
Berkeley, CA  
8:00 p.m. CSN California

### General Information

Location: Eugene, OR  
Enrollment: 20,376  
Nickname: Ducks  
Colors: Thunder Green and Lightning Yellow  
Conference: Pacific-10  
Home Court (cap.): McArthur Court (9,087)  
Press Row Phone: (541) 346-4496/4497  
Athletic Director: Pat Kilkenny



### Coaching Staff


Head Coach: Bev Smith (Oregon, 1982)  
Record at Oregon (years): 114-100 (7)  
Career Record (years): 114-100 (7)  
Record vs. Cal: 9-6  
Office Phone: (541) 346-3392  
Assistant Coaches: Phil Brown,  
Willette White, Velaida Harris



Bev Smith

### Team Information

2007-08 Overall Record: 14-17  
2007-08 Conference Record/Place: 7-11/7th  
Postseason: None  
Last NCAA Appearance: 2005  
Letterwinners Returning/Lost: 8/3  
Roster Breakdown (Sr/Jr/So/Fr): 1/3/6/3  
Starters Returning: 3  
Taylor Lilley, Jr., 5-6, G, 12.7 ppg, 2.9 rpg  
Ellie Manou, So., 5-3, F, 7.0 ppg, 5.5 rpg  
Nicole Canepa, So., 6-5, F/C, 6.9 ppg, 4.2 rpg



Taylor Lilley

### Media Information

SID Contact: Andria Wenzel  
Office Phone: (541) 346-0962  
Cell Phone: (916) 838-2346  
Office Fax: (541) 346-5449  
Email: awenzel@uoregon.edu  
Athletics Web Site: www.goducks.com  
Radio Station: KSCR 1320 AM  
Series Record/Streak: UO leads, 36-19/4, Cal  
Last Year's Meetings: Cal def. UO, 61-52, 1/10/08 in Berkeley;  
Cal def. UO, 53-34, 2/9/08 in Eugene;  
Cal def. UO, 67-60, 3/8/08 in San Jose

## OREGON STATE

Thursday, January 22  
Corvallis, OR  
7:00 p.m.

Saturday, February 21  
Berkeley, CA  
6:00 p.m. Fox Sports Net

### General Information

Location: Corvallis, OR  
Enrollment: 19,700  
Nickname: Beavers  
Colors: Orange and Black  
Conference: Pacific-10  
Home Court (cap.): Gill Coliseum (10,400)  
Press Row Phone: (541) 737-3020  
Athletic Director: Bob De Carolis



### Coaching Staff

Head Coach: LaVonda Wagner  
(Mars Hill College, 1986)  
Record at Oregon State (years): 37-53 (3)  
Career Record (years): 37-53 (3)  
Record vs. Cal: 1-5  
Office Phone: (541) 737-2800  
Assistant Coaches: Krista Reinking,  
Anthony Turner, Kellee Barney



LaVonda Wagner

### Team Information

2007-08 Overall Record: 12-19  
2007-08 Conference Record/Place: 4-14/T8th  
Postseason: None  
Last NCAA Appearance: 1996  
Letterwinners Returning/Lost: 8/1  
Roster Breakdown (Sr/Jr/So/Fr): 3/3/3/3  
Starters Returning: 4  
Brittney Davis, Sr., 5-10, G, 12.8 ppg, 2.4 rpg  
Mercedes Fox-Griffin, Sr., 5-8, G, 8.3 ppg, 3.2 rpg  
Tiffany Ducker, Sr., 6-1, F, 7.8 ppg, 6.6 rpg  
Stacey Nichols, Jr., 6-1, F, 2.2 ppg, 3.2 rpg



Mercedes Fox-Griffin

### Media Information

SID Contact: Hank Hager  
Office Phone: (541) 737-7472  
Cell Phone: (541) 230-0611  
Office Fax: (541) 737-3072  
Email: hank.hager@oregonstate.edu  
Athletics Web Site: www.osubeavers.com  
Radio Station: KLOO 1340 AM  
Series Record/Streak: OSU leads, 28-27/4, Cal  
Last Year's Meetings: Cal def. OSU, 61-45, 1/12/08 in Berkeley;  
Cal def. OSU, 56-45, 2/7/08 in Corvallis

## STANFORD

Sunday, January 18  
Berkeley, CA  
3:00 p.m. Fox Sports Net

Saturday, February 14  
Stanford, CA  
8:00 p.m. Fox Sports Net

### General Information

Location: Stanford, CA  
Enrollment: 6,584  
Nickname: Cardinal  
Colors: Cardinal and White  
Conference: Pacific-10  
Home Court (cap.): Maples Pavilion (7,223)  
Press Row Phone: (650) 723-4418  
Athletic Director: Bob Bowsby



### Coaching Staff

Head Coach: Tara VanDerveer (Indiana, 1975)  
Record at Stanford (years): 572-137 (22)  
Career Record (years): 724-188 (29)  
Record vs. Cal: 40-6  
Office Phone: (650) 723-0284  
Associate Head Coach: Amy Tucker  
Assistant Coaches: Bobbie Kelsey,  
Kate Payne



Tara VanDerveer

### Team Information

2007-08 Overall Record: 35-4  
2007-08 Conference Record/Place: 16-2/1st  
Postseason: NCAA Runner-up  
Last NCAA Appearance: 2008  
Letterwinners Returning/Lost: 11/2  
Roster Breakdown (Sr/Jr/So/Fr): 2/3/6/4  
Starters Returning: 4  
Jayne Appel, Jr., 6-4, F/C, 15.0 ppg, 8.8 rpg  
Kayla Pedersen, So., 6-4, F, 12.6 ppg, 8.4 rpg  
JJ Hones, Jr., 5-10, G, 6.6 ppg, 1.8 rpg  
Rosalyn Gold-Onwude, Jr., 5-10, G, 5.0 ppg, 2.5 rpg



Jayne Appel

### Media Information

SID Contact: Aaron Juarez  
Office Phone: (650) 725-7277  
Cell Phone: (408) 250-1598  
Office Fax: (650) 725-2957  
Email: arjuarez@stanford.edu  
Athletics Web Site: www.gostanford.com  
Radio Station: KZSU 90.1 FM  
Series Record/Streak: Stanford leads, 50-17/3, Stanford  
Last Year's Meetings: Stanford def. Cal, 72-52, 1/26/08 in Stanford;  
Stanford def. Cal, 60-58, 2/23/08 in Berkeley;  
Stanford def. Cal, 56-35, 3/10/08 in San Jose

## UCLA

Thursday, January 29  
Berkeley, CA  
7:00 p.m.

Sunday, March 1  
Los Angeles, CA  
12:00 p.m./2:00 p.m.

### General Information

Location: Los Angeles, CA  
Enrollment: 37,500  
Nickname: Bruins  
Colors: Blue and Gold  
Conference: Pacific-10  
Home Court (cap.): Pauley Pavilion (12,819)  
Press Row Phone: (310) 825-1899  
Athletic Director: Daniel Guerrero



### Coaching Staff


Head Coach: Nikki Caldwell  
(Tennessee, 1994)  
Record at UCLA (years): First year  
Career Record (years): First year  
Record vs. Cal: 0-0  
Office Phone: (310) 206-1925  
Assistant Coaches: Stacie Terry,  
Tony Perotti, Tasha Butts



Nikki Caldwell

### Team Information

2007-08 Overall Record: 16-15  
2007-08 Conference Record/Place: 10-8/T4th  
Postseason: None  
Last NCAA Appearance: 2006  
Letterwinners Returning/Lost: 10/3  
Roster Breakdown (Sr/Jr/So/Fr): 2/3/5/2  
Starters Returning: 4  
Doreena Campbell, So, 5-10, G, 8.7 ppg, 4.2 rpg  
Nina Earl, So., 6-1, F, 8.7 ppg, 3.4 rpg  
Erica Tukiainen, Jr., 6-0, G, 4.6 ppg, 2.1 rpg  
Moniquee Alexander, Jr., 6-6, C, 3.8 ppg, 3.4 rpg



Doreena Campbell

### Media Information

SID Contact: Steve Rourke, Liza David  
Office Phone (David): (310) 206-8140  
Office Fax: (310) 825-8664  
Email: ldavid@athletics.ucla.edu  
Athletics Web Site: www.uclabruins.com  
Radio Station: www.uclabruins.com  
Series Record/Streak: UCLA leads, 39-13/3, Cal  
Last Year's Meetings: Cal def. UCLA, 73-70 OT, 1/6/08 in Los Angeles; Cal def. UCLA, 67-53, 1/31/08 in Berkeley

# 2008-09 PAC-10 OPPONENTS

## USC

Saturday, January 31  
Berkeley, CA  
2:00 p.m. CSN California

Friday, February 27  
Los Angeles, CA  
7:00 p.m.

### General Information

Location: Los Angeles, CA  
Enrollment: 33,000  
Nickname: Women of Troy  
Colors: Cardinal and Gold  
Conference: Pacific-10  
Home Court (cap.): Galen Center (10,258)  
Press Row Phone: (213) 740-3900  
Athletic Director: Mike Garrett



### Coaching Staff

Head Coach: Mark Trakh (Long Beach St., 1981)  
Record at USC (years): 73-49 (4)  
Career Record (years): 272-172 (15)  
Record vs. Cal: 2-6  
Office Phone: (213) 740-7204  
Assistant Coaches: Jody Wynn, Derek Wynn, Kai Felton



Mark Trakh

### Team Information

2007-08 Overall Record: 17-13  
2007-08 Conference Record/Place: 10-8/4th  
Postseason: None  
Last NCAA Appearance: 2006  
Letterwinners Returning/Lost: 9/6  
Roster Breakdown (Sr/Jr/So/Fr): 4/4/2/6  
Starters Returning: 3  
Nadia Parker, Sr., 6-3, C, 12.1 ppg, 6.5 rpg  
Camille LeNoir, Sr., 5-6, G, 11.0 ppg, 2.6 rpg  
Heather Oliver, Jr., 5-10, G, 7.8 ppg, 2.7 rpg



Camille LeNoir

### Media Information

SID Contact: Darcy Couch  
Office Phone: (213) 740-3808  
Cell Phone: (213) 725-3447  
Office Fax: (213) 740-7584  
Email: dcouch@usc.edu  
Athletics Web Site: www.usctrojans.com  
Radio Station: 1540 AM  
Series Record/Streak: USC leads, 31-19/6, Cal  
Last Year's Meetings: Cal def. USC, 57-52, 1/4/08 in Los Angeles;  
Cal def. USC, 60-55 OT, 2/2/08 in Berkeley

## WASHINGTON

Sunday, January 11  
Berkeley, CA  
12:30 p.m. Fox Sports Net

Friday, February 6  
Seattle, WA  
7:00 p.m.

### General Information

Location: Seattle, WA  
Enrollment: 31,400  
Nickname: Huskies  
Colors: Purple and Gold  
Conference: Pacific-10  
Home Court (cap.): Bank of America Arena (10,000)  
Press Row Phone: (206) 543-2230/2231  
Athletic Director: Scott Woodward



### Coaching Staff

Head Coach: Tia Jackson (Iowa, 1995)  
Record at UW (years): 13-18 (1)  
Career Record (years): 13-18 (1)  
Record vs. Cal: 1-1  
Office Phone: (206) 543-0732  
Assistant Coaches: Fred Applin, Loree Payne, Judy Spoelstra



Tia Jackson

### Team Information

2007-08 Overall Record: 13-18  
2007-08 Conference Record/Place: 8-10/6th  
Postseason: None  
Last NCAA Appearance: 2007  
Letterwinners Returning/Lost: 6/5  
Roster Breakdown (Sr/Jr/So/Fr): 2/5/2/6  
Starters Returning: 1  
Sami Whitcomb, Jr., 5-10, G, 11.2 ppg, 4.1 rpg



Sami Whitcomb

### Media Information

SID Contact: Erin Rowley  
Office Phone: (206) 685-3118  
Cell Phone: (206) 283-0265  
Office Fax: (206) 543-5000  
Email: erowley@u.washington.edu  
Athletics Web Site: www.gohuskies.com  
Radio Station: KKNW AM 1150  
Series Record/Streak: UW leads, 40-11/1, UW  
Last Year's Meetings: Cal def. UW, 66-40, 12/28/07 in Berkeley;  
UW def. Cal, 74-66, 3/2/08 in Seattle

## WASHINGTON STATE

Thursday, January 8  
Berkeley, CA  
7:00 p.m.

Sunday, February 8  
Pullman, WA  
2:00 p.m.

### General Information

Location: Pullman, WA  
Enrollment: 23,300  
Nickname: Cougars  
Colors: Crimson and Gray  
Conference: Pacific-10  
Home Court (cap.): Friel Court (11,671)  
Press Row Phone: (509) 335-2684  
Athletic Director: Jim Sterk



### Coaching Staff

Head Coach: June Daugherty (Ohio State, 1978)  
Record at WSU (years): 5-25 (1)  
Career Record (years): 319-238 (19)  
Record vs. Cal: 18-10  
Office Phone: (509) 335-0276  
Associate Head Coach: Mike Daugherty  
Assistant Coaches: Mo Hines, Brian Holsinger



June Daugherty

### Team Information

2007-08 Overall Record: 5-25  
2007-08 Conference Record/Place: 2-16/10th  
Postseason: None  
Last NCAA Appearance: 1991  
Letterwinners Returning/Lost: 9/1  
Roster Breakdown (Sr/Jr/So/Fr): 4/1/4/7  
Starters Returning: 5  
Katie Appleton, Sr., 5-8, G, 12.0 ppg, 4.2 rpg  
Eboney Coates, Sr., 6-4, C, 7.1 ppg, 6.8 rpg  
Heather Molzen, Sr., 6-3, F, 6.8 ppg, 4.3 rpg  
Jasmine Williams, So., 5-9, G, 6.3 ppg, 3.1 rpg  
Kezia Kelly, So., 5-6, G, 5.0 ppg, 2.6 rpg



Katie Appleton

### Media Information

SID Contact: Joe Nickell  
Office Phone: (509) 335-5785  
Cell Phone: (509) 361-4338  
Office Fax: (509) 335-0267  
Email: jnickell@wsu.edu  
Athletics Web Site: www.wsucougars.com  
Radio Station: KRPL Moscow  
Series Record/Streak: Cal leads, 31-19/7, Cal  
Last Year's Meetings: Cal def. WSU, 99-44, 12/30/07 in Berkeley;  
Cal def. WSU, 61-47, 3/2/08 in Pullman

## 2009 Pac-10 Tournament

Galen Center  
Los Angeles, CA

March 12-15, 2008

### Friday, March 12

Game 1: Seed #7 vs. Seed #10, 6:00 p.m.  
Game 2: Seed #8 vs. Seed #9, 8:30 p.m.

### Saturday, March 13

Game 3: Seed #3 vs. Seed #6, 11:00 a.m.  
Game 4: Winner 7/10 vs. Seed #2, 1:30 p.m.  
Game 5: Seed #1 vs. Winner 8/9, 5:00 p.m.  
Game 6: Seed #4 vs. Seed #5, 7:30 p.m.

### Sunday, March 14

Game 7: Game 3 winner vs. 7/10 winner, 6:00 p.m. (FSN)  
Game 8: Game 5 winner vs. 4/5 winner, 8:30 p.m. (FSN)

### Monday, March 15

Game 9: Championship Game, 6:00 p.m. (FSN)

For more information or to request a credential to the 2008 tournament, contact the Pac-10 office at 925-932-4411 or visit [www.pac-10.org](http://www.pac-10.org).

Note: The winner of the Pac-10 Tournament earns the conference's automatic bid to the NCAA Tournament.



## 2002 Pac-10 Tournament

McArthur Court / Eugene, OR

### First Round - Friday, March 1

#7 Oregon 85, #10 WSU 67  
#8 UCLA 46, #9 Cal 42  
Attendance: 5,842

### Quarterfinals - Saturday, March 2

#7 Oregon 78, #2 Washington 64  
#3 ASU 66, #6 Arizona 58  
Attendance: 5,407

### Afternoon Session

#1 Stanford 96, #8 UCLA 61  
#5 OSU 69, #4 USC 68  
Attendance: 5,232

### Semifinals - Sunday, March 3

#3 ASU 64, #7 Oregon 58  
#1 Stanford 71, #5 OSU 55  
Attendance: 5,585

### Championship - Monday, March 4

#3 ASU 70, #1 Stanford 63  
Attendance: 5,349

### All-Tournament Team

Enjoli Izidor, Stanford; Melody Johnson, ASU; Amanda Levens, ASU; \*Nicole Powell, Stanford; Felicia Ragland, OSU; Shaquala Williams, Oregon\* - Most Outstanding Player  
Total Attendance: 27,415

## 2003 Pac-10 Tournament

HP Pavilion / San Jose, CA

### First Round - Friday, March 7

#7 USC 53, #10 WSU 46  
#9 Cal 46, #8 ASU 38  
Attendance: 2,983

### Quarterfinals - Saturday, March 8

#2 Washington 64, #7 USC 63  
#3 Arizona 70, #6 OSU 56  
Attendance: 2,167

## PAC-10 TOURNAMENT RESULTS

### Afternoon Session

#1 Stanford 60, #9 Cal 35  
#4 UCLA 71, #5 Oregon 58  
Attendance: 4,188

### Semifinals - Sunday, March 9

#3 Arizona 74, #2 Washington 51  
#1 Stanford 69, #4 UCLA 64  
Attendance: 3,730

### Championship - Monday, March 10

#1 Stanford 59, #3 Arizona 49  
Attendance: 3,415

### All-Tournament Team

Nikki Blue, UCLA; Shawntinice Polk, Arizona; \*Nicole Powell, Stanford; Kelley Suminski, Stanford; Krista Warren, Arizona; Dee-Dee Wheeler, Arizona  
\* - Most Outstanding Player  
Total Attendance: 16,483

## 2004 Pac-10 Tournament

HP Pavilion / San Jose, CA

### First Round - Friday, March 5

#7 OSU 67, #10 WSU 43  
#9 Cal 82, #8 Oregon 57  
Attendance: 3,547

### Quarterfinals - Saturday, March 6

#6 Washington 77, #3 USC 55  
#2 Arizona 81, #7 OSU 58  
Attendance: 2,549

### Afternoon Session

#1 Stanford 80, #9 Cal 55  
#4 UCLA 70, #5 ASU 50  
Attendance: 4,412

### Semifinals - Sunday, March 7

#2 Arizona 77, #6 Washington 55  
#1 Stanford 70, #4 UCLA 66  
Attendance: 3,831

### Championship - Monday, March 8

#1 Stanford 70, #2 Arizona 46  
Attendance: 3,501

### All-Tournament Team

Nikki Blue, UCLA; Aimee Grzyb, Arizona; Giuliana Mendiola, Washington; Shawntinice Polk, Arizona; \*Nicole Powell, Stanford; Kelley Suminski, Stanford  
\* - Most Outstanding Player  
Total Attendance: 17,840

## 2005 Pac-10 Tournament

HP Pavilion / San Jose, CA

### First Round - Friday, March 4

#8 Cal 70, #9 WSU 52  
#7 Washington 81, #10 OSU 68  
Attendance: 3,067

### Quarterfinals - Saturday, March 5

#3 ASU 73, #6 UCLA 71  
#2 Oregon 64, #7 Washington 50  
Attendance: 2,483

### Afternoon Session

#1 Stanford 81, #8 Cal 40  
#4 USC 74, #5 Arizona 66  
Attendance: 4,011

### Semifinals - Sunday, March 6

#3 ASU 54, #2 Oregon 47  
#1 Stanford 73, #4 USC 69  
Attendance: 3,521

### Championship - Monday, March 7

#1 Stanford 56, #3 ASU 42  
Attendance: 4,015

### All-Tournament Team

Nikki Blue, UCLA; Aubree Johnson, ASU; Kristen Kovesdy, ASU; Eshaya Murphy, USC; Kelley Suminski, Stanford; \*Candice Wiggins, Stanford  
\* - Most Outstanding Player  
Total Attendance: 17,097

## 2006 Pac-10 Tournament

HP Pavilion / San Jose, CA

### First Round - Friday, March 3

#2 Washington 64, #10 WSU 38  
#9 Arizona 64, #8 Oregon 57  
Attendance: 3,173

### Quarterfinals - Saturday, March 4

#3 UCLA 80, #6 Cal 63  
#2 Arizona State 74, #7 OSU 66  
Attendance: 2,637

### Afternoon Session

#1 Stanford 77, #9 Arizona 50  
#5 USC 70, #4 Washington 67  
Attendance: 4,371

### Semifinals - Sunday, March 5

#3 UCLA 60, #2 Arizona State 59  
#1 Stanford 73, #5 USC 44  
Attendance: 3,725

### Championship - Monday, March 6

#3 UCLA 85, #1 Stanford 76 (OT)  
Attendance: 4,073

### All-Tournament Team

Nikki Blue, UCLA; Kristin Kovesdy, ASU; Noelle Quinn, UCLA; Brooke Smith, Stanford; Candice Wiggins, Stanford; Lisa Willis, UCLA\*  
\* - Most Outstanding Player  
Total Attendance: 17,979

## 2007 Pac-10 Tournament

HP Pavilion / San Jose, CA

### First Round - Friday, March 2

#7 UCLA 72, #10 Washington State 58  
#9 Arizona 69, #8 Oregon State 54  
Attendance: 3,024

### Quarterfinals - Saturday, March 3

#3 Cal 63, #6 Oregon 51  
#2 Arizona State 74, #7 UCLA 64  
Attendance: 2,867

### Afternoon Session

#1 Stanford 65, #8 Arizona 55  
#5 USC 81, #4 Washington 77  
Attendance: 4,392

### Semifinals - Sunday, March 4

#2 Arizona State 60, #3 Cal 53  
#1 Stanford 67, #5 USC 52  
Attendance: 4,117

### Championship - Monday, March 5

#1 Stanford 62, #2 Arizona State 55  
Attendance: 3,579

### All-Tournament Team

Jayne Appel, Stanford; Devanei Hampton, California; Eshaya Murphy, USC; Brooke Smith, Stanford; Noelle Quinn, UCLA; Emily Westerberg, Arizona State; Candice Wiggins, Stanford\*  
\* - Most Outstanding Player  
Total Attendance: 17,979

## 2008 Pac-10 Tournament

HP Pavilion / San Jose, CA

### First Round - Friday, March 7

#7 Oregon 66, #10 Washington State 45  
#8 Oregon State 46, #9 Arizona 31  
Attendance: 2,905

### Quarterfinals - Saturday, March 8

#3 Arizona State 83, #6 Washington 64  
#2 Cal 67, #7 Oregon 60  
Attendance: 2,858

### Afternoon Session

#1 Stanford 64, #8 Oregon State 41  
#5 UCLA 73, #4 USC 52  
Attendance: 4,402

### Semifinals - Sunday, March 9

#2 Cal 65, #3 Arizona State 61  
#1 Stanford 78, #5 UCLA 45  
Attendance: 4,318

### Championship - Monday, March 10

#1 Stanford 56, #2 Cal 35  
Attendance: 4,521

### All-Tournament Team

Jayne Appel, Stanford; Devanei Hampton, California; Taylor Lilley, Oregon; Kayla Pedersen, Stanford; Dymond Simon, Arizona State; Candice Wiggins, Stanford\*  
\* - Most Outstanding Player  
Total Attendance: 19,004

# PAC-10 TOURNAMENT RECORDS

## INDIVIDUAL

### OVERALL

Points	37	Nicole Powell, Stanford vs. OSU, 2002
Field Goals	14	Nikki Blue, UCLA vs. ASU, 2005
FG Attempted	29	Nikki Blue, UCLA vs. ASU, 2005
FG Percentage	.800	Candice Allen, Arizona vs. ASU, 2002 (8-10)
3-Point Field Goals	8	Candice Wiggins, Stanford vs. USC, 2007
3-Point FG Attempted	11	six times, last Candice Wiggins, Stanford vs. Arizona, 2007
3-Point FG Percentage	100.0	Kiki Williams, Cal vs. Oregon, 2004 (5-5)
Free Throws Made	11	three times, last Shannon Howell, Oregon State vs. Washington, 2005
FT Attempted	13	Felicia Ragland, OSU vs. USC, 2002
FT Percentage	100.0	Nicole Powell, Stanford vs. UCLA, 2002 (8-8)
Rebounds	20	Ebony Hoffman, USC vs. Washington State, 2003
Assists	11	Nikki Blue, UCLA vs. Cal, 2006
Blocks	5	twice, last Kristen Newlin, Stanford vs. USC, 2007
Steals	8	Nikki Blue, UCLA vs. Oregon, 2003

### TEAM

#### OVERALL

Points	96	Stanford vs. UCLA, 2002
Field Goals	33	UCLA vs. Cal, 2006
FG Attempted	33	Oregon vs. Washington State, 2002
FG Percentage	.73	Stanford vs. UCLA, 2008
3-Point Field Goals	11	Oregon State vs. Washington State, 2004
3-Point FG Attempted	11	Arizona vs. Washington, 2003 (30-56)
3-Point FG Percentage	.714	Stanford vs. Cal and UCLA, 2004
Free Throws Made	33	Cal vs. Oregon, 2004
FT Attempted	35	Washington vs. USC, 2003
FT Percentage	.943	Stanford vs. USC, 2007 (8-9)
Rebounds	59	Stanford vs. UCLA, 2002
Assists	23	Stanford vs. UCLA, 2002
Blocks	9	Stanford vs. UCLA, 2002
Steals	20	Stanford vs. UCLA, 2002 (33-35)

### CAL

Points	23	Devane Hampton vs. UCLA, 2006
Field Goals	9	Devane Hampton vs. Oregon, 2007
FG Attempted	9	Devane Hampton vs. Arizona State, 2007
FG Percentage	100.0	Devane Hampton vs. Arizona State, 2008
3-Point Field Goals	5	three times (1-1)
3-Point FG Attempted	9	Kiki Williams vs. Oregon, 2004
3-Point FG Percentage	100.0	Kelsey Adrian vs. Stanford, 2008
Free Throws Made	7	Kiki Williams vs. Oregon, 2004 (5-5)
FT Attempted	10	three times, last Alexis Gray-Lawson vs. Oregon, 2008
FT Percentage	100.0	Devane Hampton vs. Oregon, 2008
Rebounds	16	Devane Hampton vs. UCLA, 2006
Assists	10	Devane Hampton vs. Oregon, 2008
Blocks	3	five times, last Rama N'diaye vs. Arizona State, 2008 (2-2)
Steals	4	Devane Hampton vs. Arizona State, 2008

### CAL

Points	82	vs. Oregon, 2004
Field Goals	29	vs. Oregon, 2004
FG Attempted	61	vs. Arizona State, 2008
FG Percentage	.500	vs. Oregon, 2004 (29-58)
3-Point Field Goals	11	vs. Oregon, 2004
3-Point FG Attempted	19	three times, last vs. Stanford, 2005
3-Point FG Percentage	.667	vs. ASU, 2003 (2-3)
Free Throws Made	19	vs. Washington State, 2005
FT Attempted	28	vs. Oregon, 2008
FT Percentage	.864	vs. Washington State, 2005 (19-22)
Rebounds	44	vs. Arizona State, 2008
Assists	22	vs. Oregon, 2004
Blocks	3	vs. Arizona State, 2007, 2008
Steals	10	vs. UCLA, 2002, 2006



Devane Hampton



Kiki Williams



Leigh Gregory

# CAL VS. 2008-09 Non-CONFERENCE OPPONENTS

## Albany

First Meeting

## Baylor

Baylor Bears lead the series, 2-1  
1980-81—**82-72**  
2005-06—75-58  
2007-08—69-56

## Iowa

Bears lead, 1-0  
1982-83—**89-66** (N)

## Nevada

Bears lead the series, 7-3  
1973-74—**30-28**  
1974-75—**69-68** 2OT (H)  
1975-76—44-35 (H), 83-59  
1976-77—**54-50** (H), 62-58  
1977-78—**81-55**  
1984-85—**88-69**  
1999-00—**74-52** (H)  
2003-04—**62-51** (H)

## Oklahoma

Bears lead the series, 2-0  
1983-84—**81-78** (N)  
1987-88—**81-66** (N)

## Princeton

Bears leads, 1-0  
2007-08—**68-42**

## Rutgers

Scarlet Knights lead the series, 3-0  
2000-01—66-47  
2002-03—56-49 (H)  
2007-08—56-51



Kelsey Adrian



Rachelle Federico



Rama N'diaye

## Saint Louis

First Meeting

## Saint Mary's

Bears lead the series, 12-5  
1984-85—**82-71** (H)  
1986-87—**93-70**  
1987-88—**81-70** (H)  
1988-89—**105-96** (OT)  
1989-90—**107-70** (H)  
1990-91—**110-85** (H)  
1991-92—**78-64**  
1993-94—**86-74** (H)  
1994-95—**91-80**  
1995-96—77-76 (H)  
1996-97—70-61  
1997-98—62-59 (H)  
2001-02—53-50 (H)  
2002-03—71-64  
2004-05—**59-52** (H)  
2006-07—**71-56** (H)  
2007-08—**77-61** (H)

## San Jose State

Bears lead the series, 22-8  
1975-76—62-54, **50-47** (H)  
1977-78—66-65 (H), 45-37 (H), 76-64  
1978-79—77-51, 80-50 (H)  
1979-80—**78-69** (H), 77-70  
1980-81—**78-63**, **83-66** (H)  
1981-82—**75-64** (H), 65-56  
1982-83—**73-58** (H), **82-73** (H)  
1983-84—**95-68**, **92-81** (H)  
1984-85—**90-81** (H), **97-81**  
1985-86—**64-53** (H), **77-63**  
1986-87—**92-58**  
1987-88—**84-65** (H)  
1988-89—**67-62**  
1989-90—**77-49** (H)  
1991-92—**77-64** (H)  
1994-95—**95-57** (H)  
2000-01—**66-64**  
2003-04—**90-67** (H)  
2005-06—**78-57**

## South Florida

First Meeting

## TCU

Bears lead the series, 2-1  
1989-90—**94-55** (H)  
2004-05—96-89  
2007-08—**74-55**

## Texas Tech

Series tied, 1-1  
1991-92—**62-60** (H)  
2003-04—76-69

**Bold indicates Cal win.**  
**H= home game**  
**N=neutral game**  
**No notation=away game**



Natasha Vital

# CAL VS. PAC-10 OPPONENTS

## Arizona

Wildcats lead the series, 29-19  
 1977-78—67-62  
 1978-79—88-70 (H)  
 1980-81—90-50 (N)  
 1983-84—86-75 (H)  
 1986-87—97-62 (H), **84-77 OT**  
 1987-88—79-75 (H), 68-56  
 1988-89—75-59 (H), 71-70  
 1989-90—89-77 (H), 90-78 OT  
 1990-91—80-73, **91-80** (H)  
 1991-92—91-67 (H), **91-85**  
 1992-93—73-72 OT (H), **81-74**  
 1993-94—88-70 (H), 84-70  
 1994-95—92-67, **94-66** (H)  
 1995-96—102-66, 85-82 (H)  
 1996-97—79-59 (H), 87-64  
 1997-98—81-44, 67-57 (H)  
 1998-99—77-58 (H), 74-65  
 1999-00—71-58, 64-58 (H)  
 2000-01—79-68 (H), 75-62  
 2001-02—66-61, 76-68 (H)  
 2002-03—83-53 (H), 68-51  
 2003-04—70-68 (H), 77-59  
 2004-05—80-69, **70-61** (H)  
 2005-06—80-76 (H), **73-56**  
 2006-07—65-48 (H), **84-64**  
 2007-08—66-45, **66-45** (H)

## Arizona State

Series tied, 26-26  
 1978-79—75-68 (H)  
 1979-80—79-67 (H)  
 1981-82—84-68 (H)  
 1984-85—73-72 (H)  
 1985-86—95-86 (H)  
 1986-87—86-78 (H), **95-77**  
 1987-88—74-68 (H), **74-67**  
 1988-89—81-78 (H), **77-75**  
 1989-90—83-74 (H), **83-77**  
 1990-91—84-77, **80-78** (H)  
 1991-92—92-88 (H), 63-52  
 1992-93—70-66 (H), **79-74**  
 1993-94—79-69 (H), **104-94**  
 1994-95—77-62, **98-73** (H)  
 1995-96—101-79, **77-68** (H)  
 1996-97—88-58 (H), 65-54  
 1997-98—75-54, **65-58** (H)  
 1998-99—74-60 (H), **67-63**  
 1999-00—69-59, **60-55 OT** (H)  
 2000-01—58-47 (H), 70-58  
 2001-02—63-49, 56-40 (H)  
 2002-03—72-67 (H), 61-47, **46-38** (N)  
 2003-04—56-52 (H), 62-43  
 2004-05—66-57, 76-59 (H)  
 2005-06—66-64 (H), 62-43

2006-07—74-58 (H), 66-54, 60-53 (N)  
 2007-08—64-51, **70-60** (H), **65-61** (N)

## Oregon

Ducks lead the series, 35-19  
 1978-79—79-59 (H)  
 1982-83—84-76 (H)  
 1983-84—97-65  
 1984-85—67-45  
 1985-86—88-71, 68-51 (H)  
 1986-87—94-70, **87-84** (H)  
 1987-88—94-83 (H), **79-75 OT**  
 1988-89—94-64, **83-80** (H)  
 1989-90—73-65, **79-72** (H)  
 1990-91—94-67 (H), 64-57  
 1991-92—84-75, **85-75** (H)  
 1992-93—75-63, **90-74** (H)  
 1993-94—91-69 (H), 75-36  
 1994-95—77-59, 89-73 (H)  
 1995-96—73-56, 73-54 (H)  
 1996-97—68-64 (H), 71-42  
 1997-98—71-54 (H), 82-66  
 1998-99—64-49, 80-57 (H)  
 1999-00—67-51 (H), 75-63  
 2000-01—86-56, **68-57** (H)  
 2001-02—65-53 (H), 76-43  
 2002-03—70-67, 54-52 (H)  
 2003-04—61-57 (H), 77-62, **82-57** (N)  
 2004-05—81-50, 58-51 (H)  
 2005-06—71-40, **49-39** (H)  
 2006-07—65-56 (H), 62-42, **63-51** (N)  
 2007-08—61-52 (H), **53-34**, **67-60** (N)

## Oregon State

Beavers lead the series, 28-27  
 1979-80—74-68 (H)  
 1980-81—82-78 (H)  
 1981-82—77-59 (N), **75-71** (N)  
 1982-83—70-64 (H), 59-58 (N)  
 1983-84—84-62, 91-65 (N)  
 1984-85—75-56  
 1985-86—74-62, **90-59** (H)  
 1986-87—69-67, **94-71** (H)  
 1987-88—66-58 (H), **79-75**  
 1988-89—64-59, **70-60** (H)  
 1989-90—76-65, **83-72** (H)  
 1990-91—89-70 (H), 72-59  
 1991-92—78-71, **78-67** (H)  
 1992-93—75-73, 73-61 (H)  
 1993-94—90-75 (H), 88-79  
 1994-95—101-76, **77-75** (H)  
 1995-96—93-70, 88-76 (H)  
 1996-97—62-57 (H), 81-67  
 1997-98—77-64 (H), 73-69  
 1998-99—54-52, **63-58** (H)  
 1999-00—53-50 (H), 52-33

2000-01—79-72, **72-60** (H)  
 2001-02—80-52 (H), 74-69 OT  
 2002-03—68-37, **70-55** (H)  
 2003-04—70-67 (H), **66-57**  
 2004-05—77-71, **74-60** (H)  
 2005-06—71-50, 63-55 (H)  
 2006-07—63-57 (H), **67-61 2OT**  
 2007-08—61-45 (H), **56-45**

## Stanford

Cardinal leads the series, 50-17  
 1973-74—31-28  
 1974-75—49-38 (H)  
 1975-76—65-37  
 1976-77—48-39 (H)  
 1977-78—72-67, **83-51** (H)  
 1978-79—55-52 (H), 70-62 OT  
 1979-80—68-66, **87-85** (H)  
 1980-81—73-72 (H), **93-87 OT**  
 1981-82—80-69, **96-65** (H)  
 1982-83—87-85 OT (H)  
 1983-84—73-64  
 1984-85—65-59 (H)  
 1985-86—77-59 (H), **73-69**  
 1986-87—77-59, **84-68** (H)  
 1987-88—95-71 (H), 94-79  
 1988-89—77-59, 87-79 (H)  
 1989-90—87-60 (H), 112-84  
 1990-91—113-79, 93-80 (H)  
 1991-92—74-65 (H), 83-81  
 1992-93—89-63, **64-59** (H)  
 1993-94—92-75 (H), 111-64  
 1994-95—99-65, 91-67 (H)  
 1995-96—80-55 (H), 87-36  
 1996-97—95-44, 82-50 (H)  
 1997-98—72-52 (H), 79-51  
 1998-99—80-67, 77-67 (H)  
 1999-00—83-57, 81-56 (H)  
 2000-01—63-56 (H), **82-73**  
 2001-02—79-52, 79-51 (H)  
 2002-03—72-48, 53-50 (H), 60-35 (N)  
 2003-04—63-53 (H), 61-53, 80-55 (N)  
 2004-05—88-53, 91-50 (H), 81-40 (N)  
 2005-06—87-75, 55-46 (H)  
 2006-07—69-44 (H), **72-57**  
 2007-08—72-52, 60-58 (H), 56-35 (N)

## UCLA

Bruins lead the series, 39-13  
 1978-79—100-87  
 1980-81—92-77 (N)  
 1981-82—68-62  
 1982-83—94-75 (H)  
 1983-84—89-73  
 1986-87—77-72 (H), 92-80  
 1987-88—75-50 (N), **71-68**, 81-63 (H)

1988-89—72-57, **92-81** (H)  
 1989-90—70-68, 80-66 (H)  
 1990-91—102-83 (H), 96-78  
 1991-92—74-71 (H), 101-87  
 1992-93—78-70 (H), 85-68  
 1993-94—79-56, 90-85 (H)  
 1994-95—97-84 (H), 87-67  
 1995-96—75-64 (H), 71-66  
 1996-97—74-65, 82-56 (H)  
 1997-98—74-53, 86-54 (H)  
 1998-99—87-62 (H), 76-61  
 1999-00—74-67 (H), **61-53**  
 2000-01—58-57, **83-59** (H)  
 2001-02—64-48 (H), 58-48, 46-42 (N)  
 2002-03—69-61, 72-54 (H)  
 2003-04—67-66, 97-69 (H)  
 2004-05—85-70 (H), 73-61  
 2005-06—65-58 (H), 90-87 OT, 80-63 (N)  
 2006-07—77-68 OT, **88-69** (H)  
 2007-08—73-70 OT, **67-53** (H)

## USC

Trojans lead the series, 31-19  
 1978-79—74-60  
 1979-80—86-74  
 1980-81—87-56  
 1981-82—78-67 (H)  
 1984-85—66-52  
 1985-86—86-70 (H)  
 1986-87—102-85 (H), 105-63  
 1987-88—98-66, 99-97 OT (H)  
 1988-89—83-61, **115-106** (H)  
 1989-90—55-50, **58-52** (H)  
 1990-91—92-66 (H), 74-48  
 1991-92—77-70 (H), 68-62  
 1992-93—68-55 (H), 76-71 OT  
 1993-94—97-60, 99-81 (H)  
 1994-95—90-71 (H), 87-82  
 1995-96—87-80 OT (H), 89-71  
 1996-97—91-57, 66-63 (H)  
 1997-98—59-50, 62-50 (H)  
 1998-99—61-51 (H), 76-71  
 1999-00—81-64 (H), 81-78  
 2000-01—61-55, 91-74 (H)  
 2001-02—69-53 (H), 69-58  
 2002-03—83-62, **60-50** (H)  
 2003-04—67-47, **68-59** (H)  
 2004-05—76-71 (H), 103-69  
 2005-06—73-68 (H), **72-67**  
 2006-07—62-53, **86-79 OT** (H)  
 2007-08—57-52, **60-55 OT** (H)

## Washington

Huskies lead the series, 40-11  
 1977-78—81-60 (H)  
 1982-83—79-70

1983-84—82-66 (H), 94-74 (N)  
 1984-85—64-60 (H)  
 1985-86—65-50, **86-78** (H)  
 1986-87—84-74, **92-84** (H)  
 1987-88—89-70, 97-74 (H)  
 1988-89—58-55 (H), 78-68  
 1989-90—69-64 (H), 81-65  
 1990-91—78-57, 81-58 (H)  
 1991-92—67-66 OT, **66-55** (H)  
 1992-93—62-61, 73-66 (H)  
 1993-94—95-60, 88-70 (H)  
 1994-95—71-60 (H), 89-69  
 1995-96—82-69 (H), 93-58  
 1996-97—67-56, 85-62 (H)  
 1997-98—72-51 (H), 83-78 OT  
 1998-99—71-49, **58-56** (H)  
 1999-00—72-59, **51-49** (H)  
 2000-01—69-68 (H), 78-71  
 2001-02—85-46, 64-53 (H)  
 2002-03—76-59 (H), 74-54  
 2003-04—65-54, 72-67 (H)  
 2004-05—65-52 (H), 80-76  
 2005-06—62-55, **81-58** (H)  
 2006-07—72-49, 79-76 OT (H)  
 2007-08—66-40 (H), 74-66

## Washington State

Bears lead the series, 31-19  
 1982-83—72-66  
 1983-84—93-61 (H)  
 1984-85—79-62 (H)  
 1985-86—68-63, **79-72** (H)  
 1986-87—67-66, **72-68** (H)  
 1987-88—79-56, **84-69** (H)  
 1988-89—80-71 (H), 92-89  
 1989-90—91-64 (H), 87-67  
 1990-91—77-60, **86-80** (H)  
 1991-92—83-76, **69-58** (H)  
 1992-93—75-65, **79-65** (H)  
 1993-94—88-82, 77-62  
 1994-95—87-83 (H), 78-64  
 1995-96—90-77 (H), **91-83**  
 1996-97—79-53, 83-70 (H)  
 1997-98—72-65 (H), 87-64  
 1998-99—73-54, **83-68** (H)  
 1999-00—72-65, **65-59** (H)  
 2000-01—69-56 (H), 74-59  
 2001-02—62-50, **76-63** (H)  
 2002-03—73-61 (H), 67-64  
 2003-04—85-71, 64-59 (H)  
 2004-05—64-56 (H), 79-69, **70-52** (N)  
 2005-06—53-47, **61-51** (H)  
 2006-07—55-48, **72-45** (H)  
 2007-08—99-44 (H), **61-47**

Bold indicates Cal win.  
 H = home game  
 N = neutral game  
 No notation = away game

# CAL VS. ALL-TIME OPPONENTS

Opponent	Series	Cal Streak	Last Meeting
Adams State	1-0	W1	1981-82
Alabama	0-1	L1	2000-01
Alaska-Anchorage	2-0	W2	1993-94
<b>Albany</b>			<b>First Meeting</b>
Appalachian State	2-0	W2	1991-92
<b>Arizona</b>	<b>19-29</b>	<b>W5</b>	<b>2007-08</b>
<b>Arizona State</b>	<b>26-26</b>	<b>W3</b>	<b>2007-08</b>
Arkansas	1-2	L2	1986-87
Arkansas State	1-0	W1	2006-07
<b>Baylor</b>	<b>1-2</b>	<b>L2</b>	<b>2007-08</b>
Belmont	1-0	W1	2006-07
Biola	2-0	W2	1979-80
Boise State	5-1	W3	1996-97
Boston College	1-0	W1	1986-87
Brigham Young	2-0	W2	1981-82
Bucknell	0-1	L1	2001-02
Cal Poly	3-0	W3	2002-03
Cal Poly Pomona	1-2	W1	1987-88
Cal State Fullerton	3-3	W2	1993-94
Cal State Hayward	1-4	L1	1976-77
Cal State Los Angeles	1-0	W1	1979-80
Cal State Northridge	4-2	W4	2004-05
Canisius	1-0	W1	2003-04
Central Conn. State	1-0	W1	2001-02
Central Michigan	1-1	W1	1991-92
Chapman	2-0	W2	1985-86
Chico State	1-3	W1	1978-79
Clemson	2-0	W2	1990-91
Colorado	0-4	L4	2003-04
Colorado State	3-2	L1	1999-00
Columbia	1-0	W1	2005-06
Connecticut	1-1	L1	1994-95
Creighton	1-0	W1	1986-87
Drake	0-1	L1	1980-81
Duke	1-1	W1	1993-94
Eastern Washington	2-1	W1	2005-06
Fairfield	1-1	L1	2000-01
Florida	1-2	W1	2006-07
Florida International	0-1	L1	2000-01
Florida State	1-0	W1	1992-93
Fresno State	20-5	W5	2007-08
George Mason	1-0	W1	1997-98
George Washington	0-1	L1	2007-08
Georgia	0-3	L3	2002-03
Georgia State	1-0	W1	1994-95
Hampton	1-0	W1	2004-05
Harvard	1-0	W1	2006-07
Hawaii	4-4	L4	2004-05
Houston	1-1	W1	1983-84
Humboldt State	3-1	W1	1976-77
Idaho	1-1	L1	2004-05
Illinois	1-1	W1	1990-91
Illinois-Chicago	1-0	W1	1999-00
Illinois State	1-1	L1	1990-91

Opponent	Series	Cal Streak	Last Meeting
Indiana State	0-1	L1	1996-97
<b>Iowa</b>	<b>1-0</b>	<b>W1</b>	<b>1982-83</b>
Kansas	3-1	W3	2007-08
Lehigh	1-0	W1	2003-04
Lipscomb	1-0	W1	2001-02
Long Beach State	3-10	W2	2004-05
Louisiana State	0-1	L1	1981-82
Loyola Marymount	1-0	W1	2007-08
Marshall	2-0	W2	2005-06
Maryland	0-1	L1	1984-85
Mercer	1-0	W1	2002-03
Miami (OH)	1-0	W1	2003-04
Michigan	1-0	W1	1980-81
Michigan State	1-1	L1	1996-97
Mills College	1-0	W1	N/A
Minnesota	0-1	L1	1978-79
Montana	1-3	L2	1991-92
Montana State	2-0	W2	1981-82
Montclair State	1-0	W1	1980-81
Navy	1-0	W1	2004-05
<b>Nevada</b>	<b>7-3</b>	<b>W4</b>	<b>2003-04</b>
New Hampshire	1-0	W1	1983-84
New Mexico	2-2	W1	2007-08
New Orleans	1-0	W1	1981-82
North Carolina	1-2	L1	1999-00
North Carolina State	1-1	L1	1989-90
Northeast Louisiana	0-1	L1	1988-89
Northern Arizona	1-0	W1	1977-78
Northwestern	2-1	W2	1998-99
Notre Dame	0-1	L1	2006-07
Ohio State	0-2	L2	1997-98
<b>Oklahoma</b>	<b>2-0</b>	<b>W2</b>	<b>1987-88</b>
Oklahoma State	1-1	L1	1990-91
Old Dominion	1-2	L2	1995-96
Oral Roberts	2-0	W2	1984-85
<b>Oregon</b>	<b>19-35</b>	<b>W4</b>	<b>2007-08</b>
<b>Oregon State</b>	<b>27-28</b>	<b>W4</b>	<b>2007-08</b>
Pacific	21-2	W1	1998-99
Penn State	0-1	L1	1990-91
Pennsylvania	1-0	W1	2002-03
Pepperdine	6-0	W6	2006-07
Pittsburgh	1-0	W1	1998-99
Portland State	1-0	W1	1981-82
<b>Princeton</b>	<b>1-0</b>	<b>W1</b>	<b>2007-08</b>
Queen's College	1-0	W1	1983-84
Radford	1-0	W1	2005-06
Rhode Island	1-0	W1	2006-07
Rice	1-0	W1	1986-87
<b>Rutgers</b>	<b>0-3</b>	<b>L3</b>	<b>2007-08</b>
Sacramento State	1-4	W1	1993-94
St. John's	0-1	L1	1983-84
<b>Saint Louis</b>			<b>First Meeting</b>
<b>Saint Mary's</b>	<b>12-5</b>	<b>W3</b>	<b>2007-08</b>
Sam Houston State	1-0	W1	1990-91

Opponent	Series	Cal Streak	Last Meeting
San Diego	1-0	W1	2007-08
San Diego State	2-4	W1	2001-02
San Francisco	25-9	L1	2001-02
San Francisco State	7-4	W4	1983-84
<b>San Jose State</b>	<b>22-8</b>	<b>W17</b>	<b>2005-06</b>
Santa Clara	24-7	L2	2000-01
Seton Hall	1-2	L2	2002-03
Sonoma State	3-1	W1	1976-77
South Alabama	1-0	W1	2000-01
South Carolina	0-1	L1	1978-79
South Carolina State	2-0	W2	2005-06
Southern Methodist	0-2	L2	1993-94
Southern Mississippi	1-0	W1	1995-96
<b>South Florida</b>			<b>First Meeting</b>
<b>Stanford</b>	<b>17-50</b>	<b>L3</b>	<b>2007-08</b>
Stanislaus State	2-0	W2	1976-77
Stephen F. Austin	1-0	W1	1980-81
Syracuse	1-0	W1	2002-03
<b>TCU</b>	<b>2-1</b>	<b>W1</b>	<b>2007-08</b>
Temple	0-1	L1	1982-83
Tennessee Tech	2-0	W2	2004-05
Texas	2-3	W1	1994-95
Texas A&M	1-0	W1	1981-82
Texas-El Paso	1-0	W1	1982-83
<b>Texas Tech</b>	<b>1-1</b>	<b>L1</b>	<b>2003-04</b>
Tulane	1-0	W1	2003-04
UC Davis	2-6	W2	2005-06
UC Irvine	1-0	W1	1977-78
<b>UCLA</b>	<b>13-39</b>	<b>W3</b>	<b>2007-08</b>
UC Riverside	4-1	W3	2007-08
UC San Diego	3-1	W3	1977-78
UC Santa Barbara	1-1	W1	1992-93
UC Santa Cruz	3-0	W3	1977-78
UNLV	5-5	W3	2005-06
<b>USC</b>	<b>19-31</b>	<b>W6</b>	<b>2007-08</b>
Utah	4-4	W2	1992-93
Utah State	1-0	W1	1980-81
Vanderbilt	2-2	W1	2007-08
Vermont	1-0	W1	1998-99
Villanova	0-1	L1	1985-86
Virginia	0-2	L2	1998-99
Wake Forest	0-2	L2	1999-00
<b>Washington</b>	<b>11-40</b>	<b>L1</b>	<b>2007-08</b>
<b>Washington State</b>	<b>31-19</b>	<b>W7</b>	<b>2007-08</b>
Wayland Baptist	0-1	L1	1981-82
Weber State	1-0	W1	1978-79
Western Kentucky	0-2	L2	1985-86
Western Washington	1-0	W1	1985-86
Wisconsin-Green Bay	0-1	L1	1997-98
Xavier	1-0	W1	1991-92
Yale	1-0	W1	1978-79

Series records date back to the 1973-74 season  
**2008-09 opponents in bold**

